



Ghana Public Safety and Crime Report - 2019 *Highlights - 2019*

BACKGROUND & OBJECTIVES

The Ghana Public Safety and Crime Report (BPS WATCH) broadly categorizes public safety issues into ten¹ categories (index) namely Crime, Violent Crime, Fires/Industrial(Workplace) related incidents, Transportation related incidents, Civil Disturbances, Police Officer Casualties, Police Brutalities, Police Arrests, Natural Disasters and General Incidents. It also takes into consideration the casualties that occur under each case by recording injuries and deaths (casualties index) where they arise.

The 2019 report comprise of data collected from January 1st to December 31st 2019 including weekends and public holidays. Data was sourced primarily from ten portals associated with major television and radio stations in Ghana, and operating under the authority and guidelines of the National Media Commission (NMC) of Ghana

GENERAL OVERVIEW 2019

1. Total public safety and crime events reported increased by over 11% between 2018 and 2019, with significant increases in Violent Crimes, Fires, Civil Disturbances, Police brutalities and Transportation related events
2. Overall casualties (deaths and injuries) between 2018 and 2019 increased by 24%
3. Violent Crime continue to be the most reported public safety event, accounting to 32% of all cases captured in 2019; and accounts for the second highest deaths attributed to a single public safety index.
4. The leading cause of accidental deaths in 2019 was road crashes, accounting to over 322 deaths representing 38% of all deaths reported for the 2019 period.
5. The top three most frequently reported public safety events were Violent Crime, Crime and Transportation related events with 32%, 30% and 12% respectively

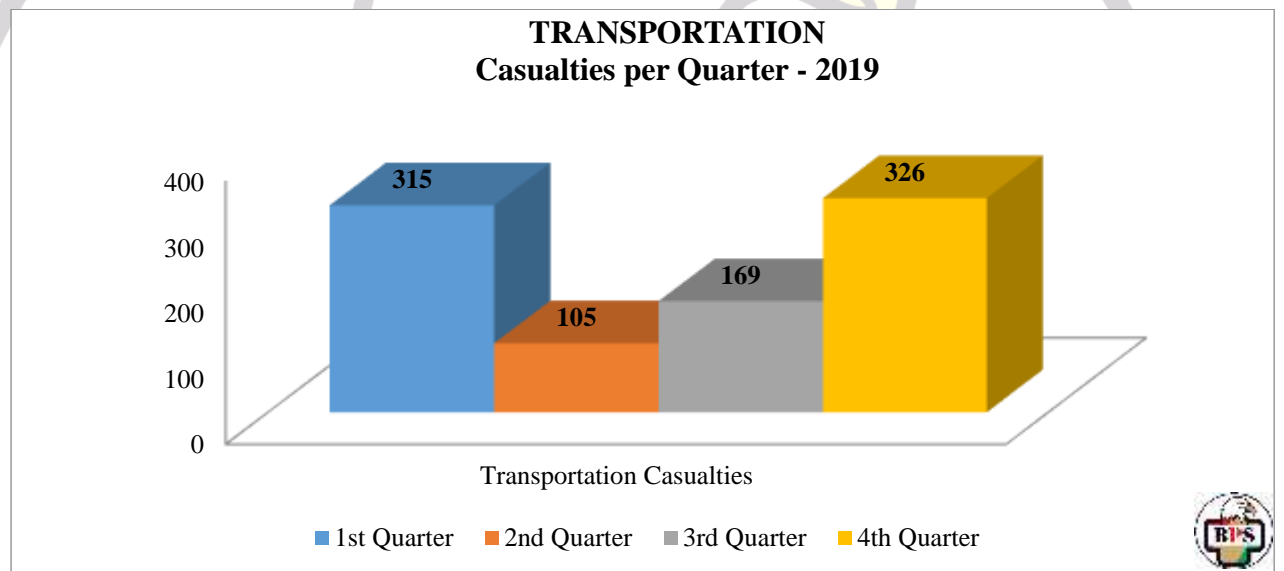
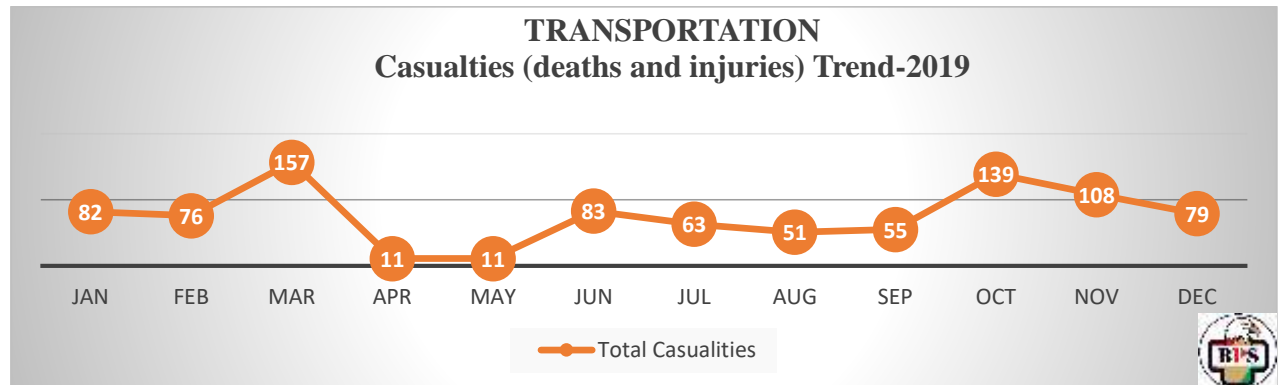
HIGHLIGHTS

Transportation

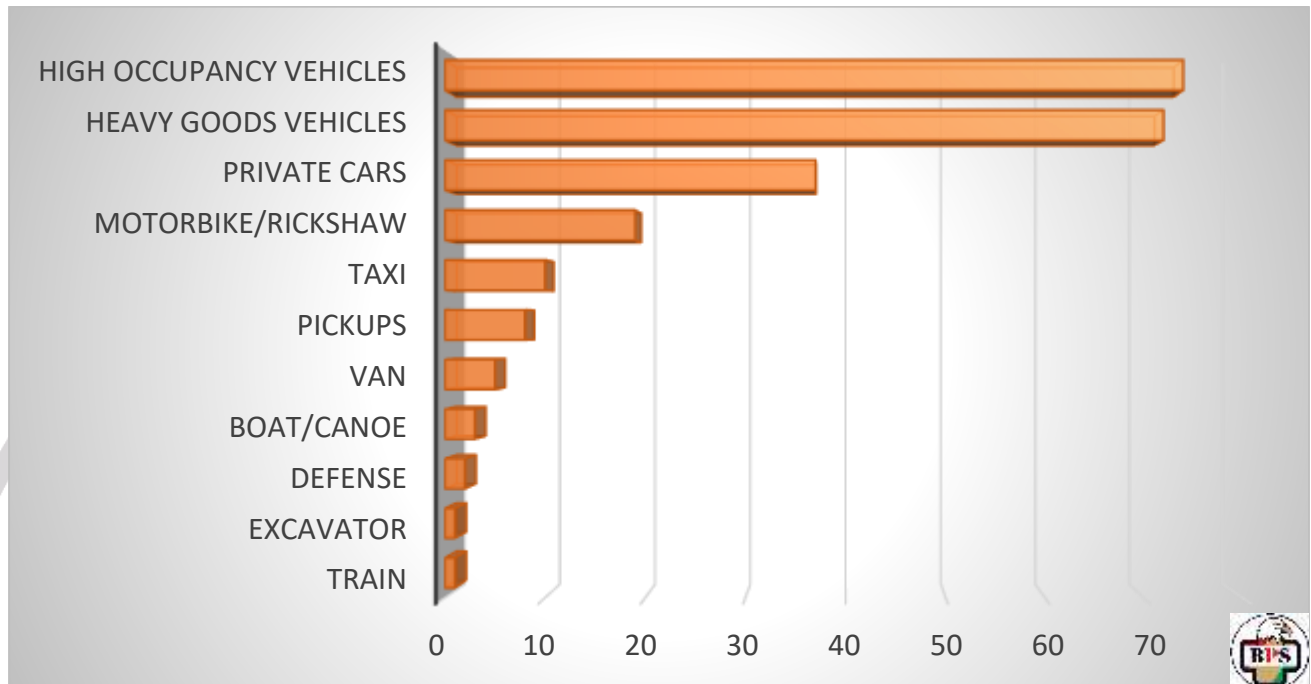
6. Transportation related events reported for the year 2019 was dominated by road transport events. 147 cases monitored accounted for 915 casualties representing 45% of all casualties

¹ Categories/index increased from nine to ten in the month of April 2019, to include Arrest cases

recorded. This makes Ghana’s roads the most dangerous place to be in Ghana, as it accounts for the majority of deaths and injuries contributed by a single public safety index.

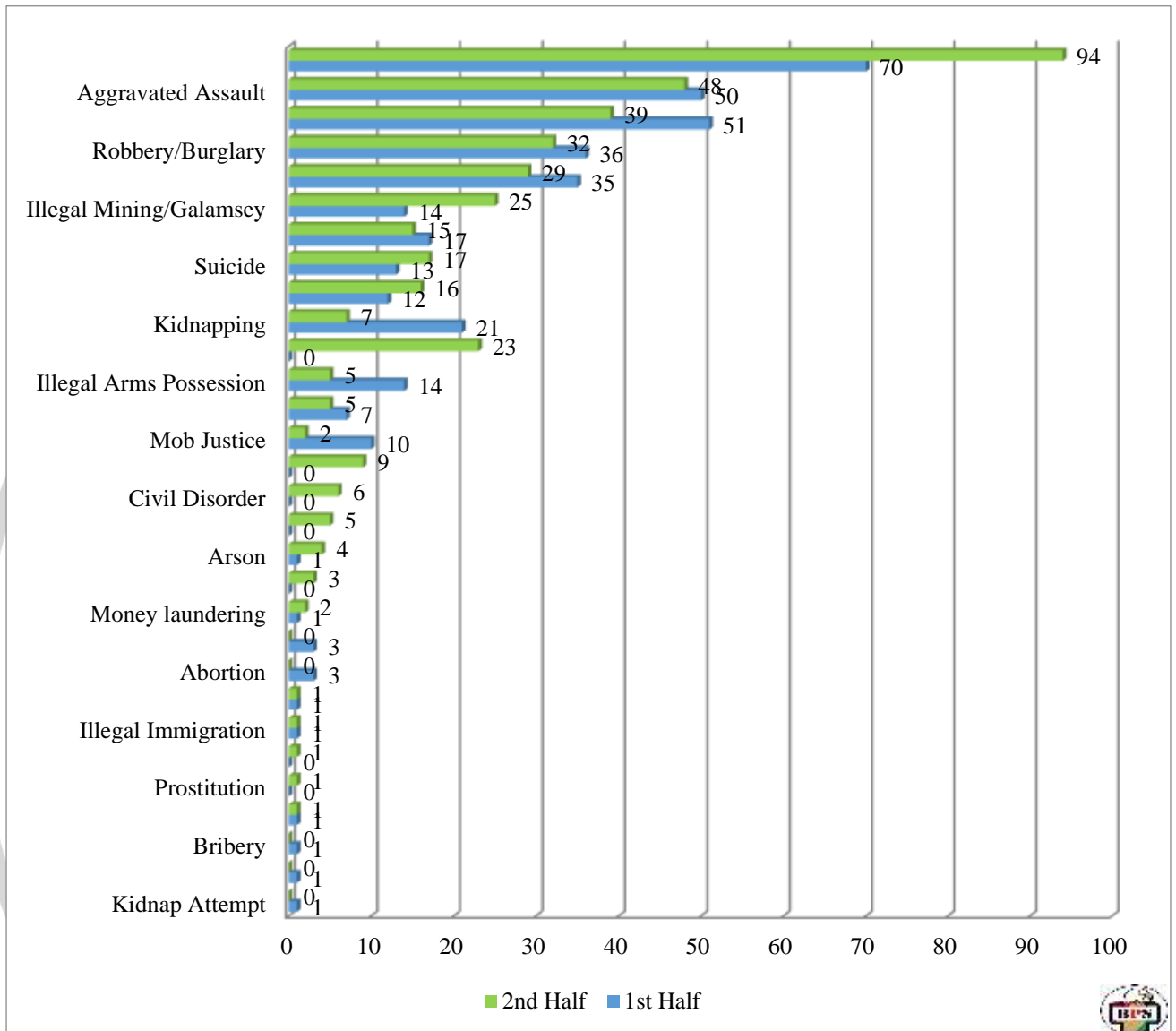


VEHICLE TYPES INVOLVED IN ROAD CRASHES - 2019

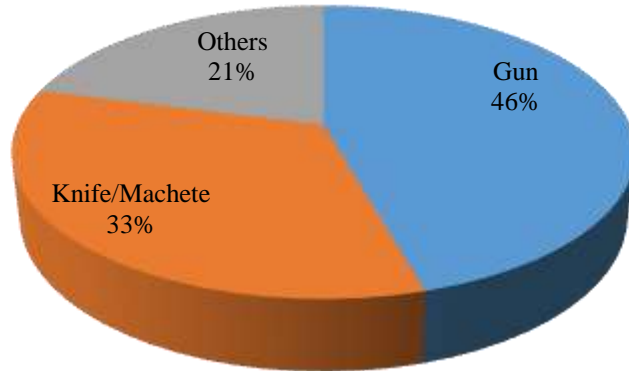
**Violent crime**

7. Violent crime related deaths was the second highest after Transportation related deaths. Violent crime related deaths stood at over 249 deaths, representing 29% of all deaths captured within the period
8. Top three most reported violent crimes were murder/manslaughter, aggravated assault and armed robbery events
9. Murder and manslaughter cases keep rising, as the second half of 2019 recorded an increase of 34% over the first half
10. Aggravated assault and armed robbery cases however reduced marginally between the first and the second half of 2019
11. Gun use was the most dominant offensive weapon used in the commission of violent crimes in 2019.

VIOLENT CRIME AND CRIME BREAKDOWN



OFFENSIVE WEAPONS/TOOLS



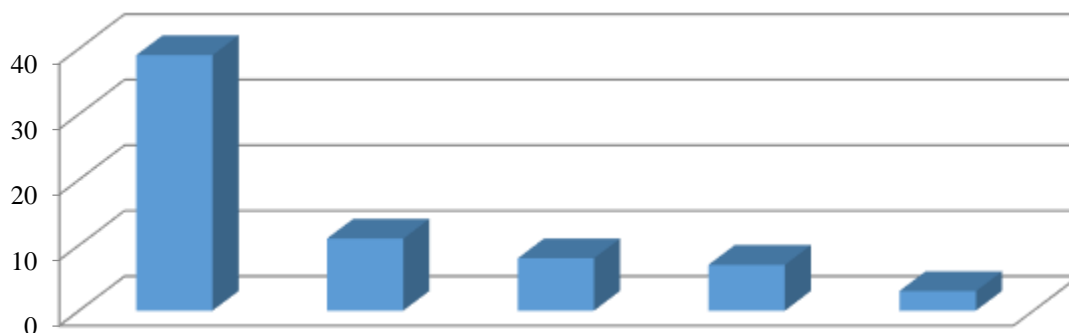
Arrests

- 12. Law enforcement efforts at arrests represented 42% of all reported cases.
- 13. For every three arrests effected by law enforcement (i.e. police) one is characterized by violence that results in death or injury.

General Incidents

- 14. Various events captured under General incidents constituted about 9% of all cases monitored in 2019.
- 15. Cases that dominated General incidents included drowning, building collapses and electrocutions. These cases combined accounted for more than 15% deaths recorded under the General index.

GENERAL INCIDENTS



Drowning	Building Collapse	Electrocution	Mining Pitfall	Food Poisoning
----------	-------------------	---------------	----------------	----------------



Authorized for immediate release

16th February, 2020

Media enquiries

024-281-9018 Etornam Korda, Director, Advocacy & Research
026-647-0386 Nana Yaw Akwada, Executive Director

Other appointments

030-330-9388/020-111-0066
info@ghanasafety.com



**ALL RIGHTS RESERVED
FEBRUARY 2020**